

Service Description

For many applications, Whole Exome Sequencing is gaining popularity as a viable and cost-effective alternative for Whole Genome Sequencing. BGI has performed professional exome sequencing services for many years at several locations around the world, to support human and animal (rodents and monkeys) research and to benefit small and large-scale clinical trials and pharmaceutical drug development projects.

Besides raw sequencing data output, BGI offers standard and custom bioinformatics services to suit your specific research needs.

Sequencing Service Specification

BGI Human Exome Sequencing Service are performed with the DNBseq sequencing technology, featuring cPAS and DNA Nanoballs(DNB™) for superior data quality.



Sample Preparation and Services

- Agilent Sureselect or BGI exome kit for library construction and enrichment, 100bp paired-end sequencing options available
- Clean data and advanced bioinformatics analysis are available in standard file formats
- Standard and custom bioinformatics data analysis
- Available data storage and bioinformatics applications



Sequencing Quality Standard

- Guaranteed ≥80% of bases with quality score of ≥Q30
- Standard sequencing coverage ≥50X; ≥100x is recommended for cancer samples

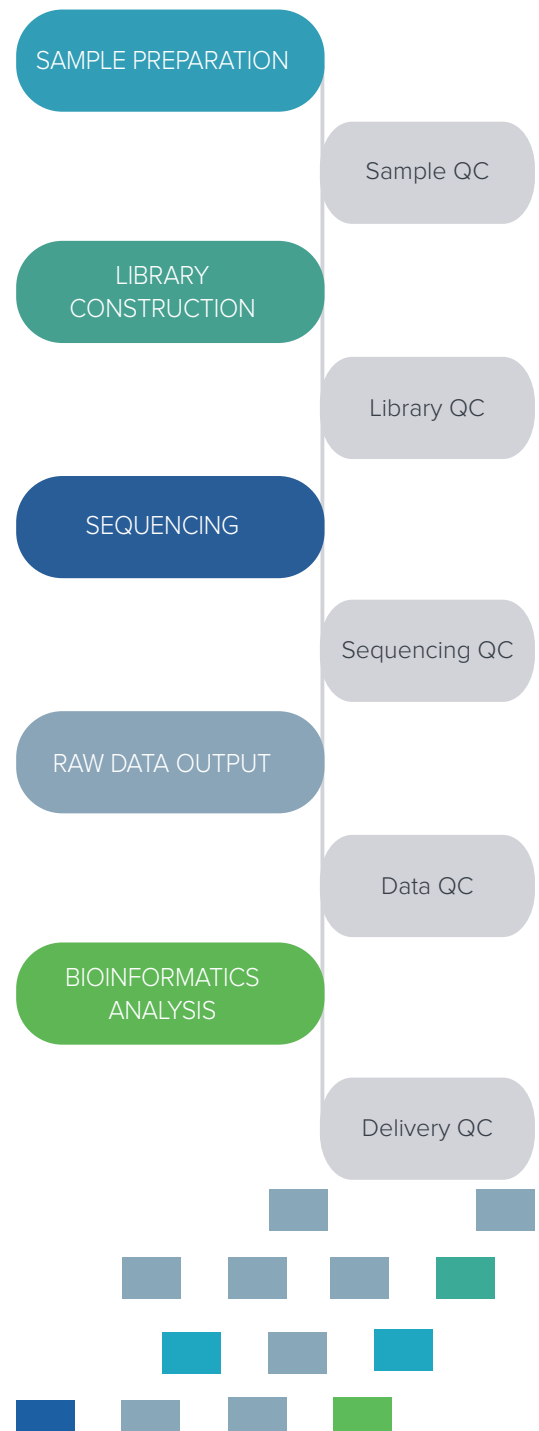


Turn Around Time

- Typical 40 days after sample acceptance for data delivery
- Expedited services are available, contact your local BGI specialist for details

Project Workflow

We care for your samples from the start through to the result reporting. Highly experienced laboratory professionals follow strict quality procedures to ensure the integrity of your results.



Data Analysis

Besides clean data output, BGI offers a range of standard and customized bioinformatics pipelines for your whole exome sequencing project.

Reports and output data files are delivered in industry standard file formats: BAM, .xls, .png

STANDARD BIOINFORMATICS ANALYSIS

- Filtering
- Alignment
- SNP calling and annotation
- SNP databases analysis
- SNP functionality and conservation prediction
- Statistics of SNP distribution on each gene functional element
- InDel calling and annotation
- InDel databases analysis
- Statistics of InDel distribution on each gene functional element

AVAILABLE ADVANCED ANALYSIS

- Cancer Somatic Mutation analysis
- Population genetics analysis
- Complex disease analysis
- Mendelian disease analysis
- *De novo* mutation analysis for family samples

CUSTOMIZED ANALYSIS

Further customization of Bioinformatics analysis to suit your unique project is available:

Please contact your BGI technical representative

Sample Requirements

We can process your gDNA, Blood, Cell line, Fresh frozen tissue samples from a variety of species, with the following general requirements:

SAMPLE TYPES	DNA AMOUNT AND CONCENTRATION	MINIMUM SAMPLE VOLUME
gDNA	Intact genomic DNA ≥ 1µg, Concentration ≥ 12.5ng/µl	≥15µl
FFPE	500ng input gDNA; DNA concentration ≥ 5ng/µl	≥15µl

DNBseq Sequencing Technology

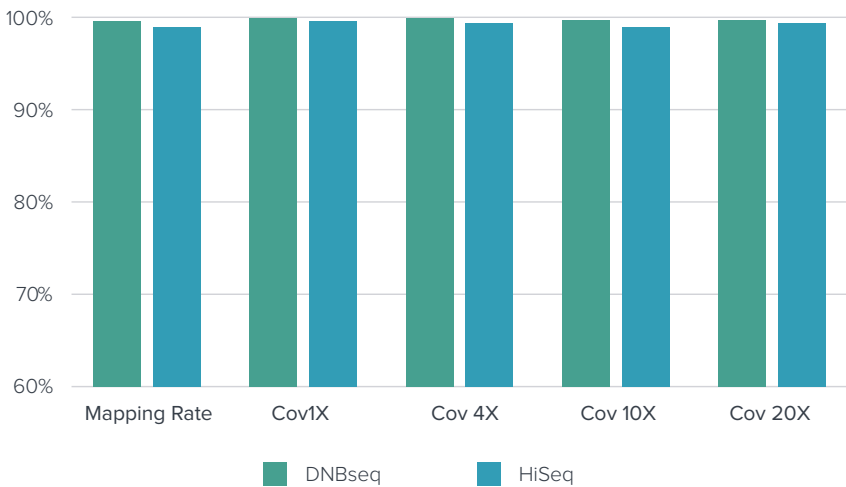
DNBseq system is an industry leading high-throughput sequencing solution, powered by combinatorial Probe-Anchor Synthesis (cPAS) and improved DNA Nanoballs (DNB™) technology. The cPAS chemistry works by incorporating a fluorescent probe to a DNA anchor on the DNB™, followed by high-resolution digital imaging. This combination of linear amplification and DNB™ technology reduces the error rate while enhancing the signal. In addition, the size of the DNB™ is controlled in such a way that only one DNB™ is bound per active site. This patterned array technology not only provides sequencing accuracy, but it also increases the chip utilization and sample density.

Sequencing Technology References

Drmanac R, Sparks AB, Callow MJ, Halpern AL, Burns NL, Kermani BG, Carnevali P et al. Human genome sequencing using unchained base reads on self-assembling DNA nanoarrays. Science. 2010;327(5961):78–81.

Data Performance

Following is an example of typical DNBseq data output for a 100X WES project with standard sample NA12878, compared with data from the Illumina HiSeq 4000 system.

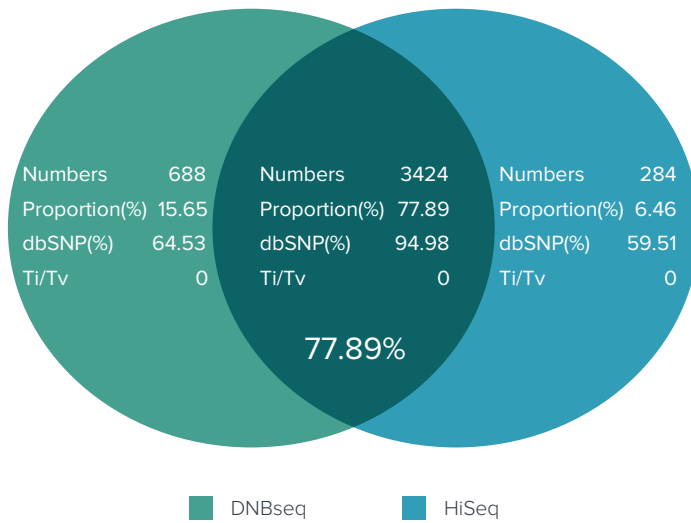


Bar-Graph showing the mapping rate and sequencing coverage of the samples using DNBseq and Illumina HiSeq 4000 platform of 100X WES.



SNP calling performance from the NA12878 standard sample demonstrates good concordance between platforms

SNP ANALYSIS	DNBseq	HiSeq
PRECISION	76.95%	76.44%
SENSITIVITY	95.53%	95.50%



InDel calling performance from the NA12878 standard sample demonstrates good concordance between platforms.

SNP ANALYSIS	DNBseq	HiSeq
PRECISION	74.04%	79.77%
SENSITIVITY	87.60%	84.93%

*Full demonstration data reports are available through your BGI account representative.

Request Information or Quotation

Contact your BGI account representative for the most affordable rates in the industry, to discuss how we can meet your specific project requirements or for expert advice on experiment design, from sample to bioinformatics.

info@bgi-international.com

Contact Us

United States
One Broadway, 14th Floor
Cambridge, MA 02142,
USA
Tel:+1 617 500-2741

Europe
Ole Maaløes Vej 3,
DK-2200 Copenhagen N,
Denmark
Tel:+45 7026 0806

Asia Pacific
16 Dai Fu Street,
Tai Po Industrial Estate,
New Territories, Hong Kong
Tel:+852 36103510



BGI Group



BGI_Genomics



BGI International



Copyright© 2019 BGI. The BGI logo is a trademark of BGI. All rights reserved.

All brand and product names are trademarks or registered trademarks of their respective holders. Information, descriptions, and specifications in this publication are subject to change without notice.

Published January 2019, version 1.0

Services are for research use only.

DNBseq services are executed at out service laboratory in China